

sidewalk roots

what is it?

a program designed to engage neighborhoods by partnering to create urban outdoor planters completely made from upcycled local 'waste' materials, intended to be potted with native plant species

purpose

Urban greening

Education about waste streams + upcycling

Education about native + urban-adapted plants

Making people happy

a note

this guide simply shows the steps of how you *could* make one version of an upcycled planter

**be creative, break some rules,
make it your very own**

contact

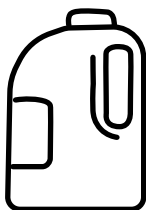


www.evantlandau.com/sidewalkroots

sidewalkroots@gmail.com




what you'll need:

materials




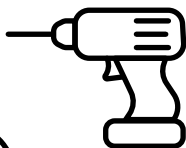
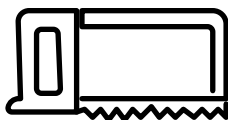
(just the carton)



(just the inner tube)




tools



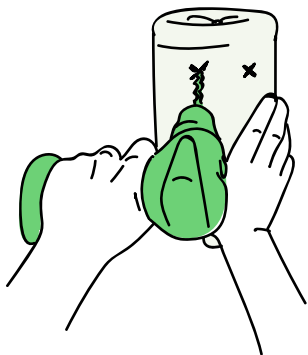
sidewalk roots

step-by-step: container



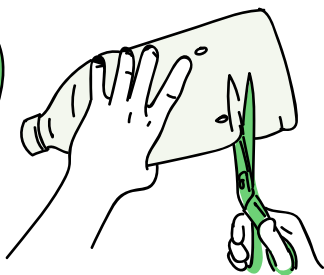
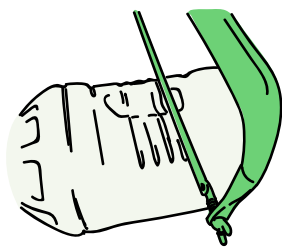
1

mark & drill 2
holes about 1/3
from the bottom
of your container



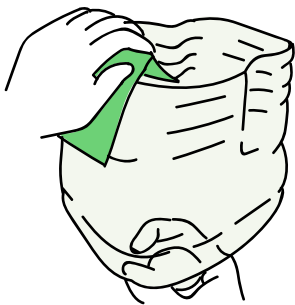
2

~.5" from holes toward bottom, cut
straight across w. saw or scissors



3

sand the cut
edges



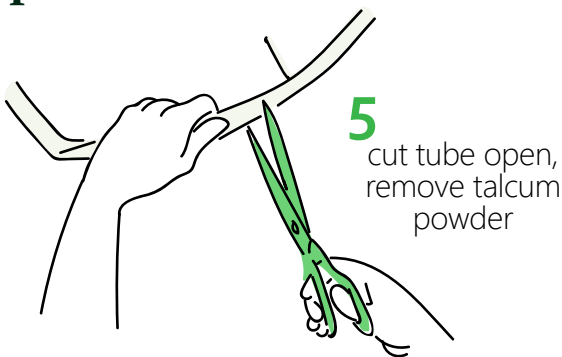
4

paint your
planter!

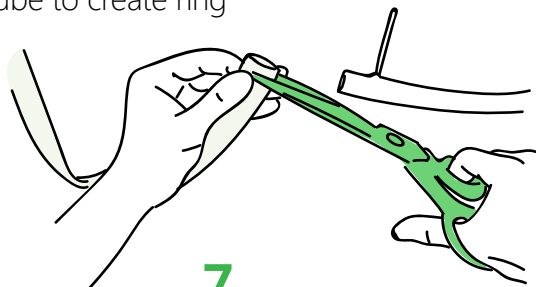
*(if not using bottom
as base, etc., make
sure to recycle
along w. cap)*

sidewalk roots

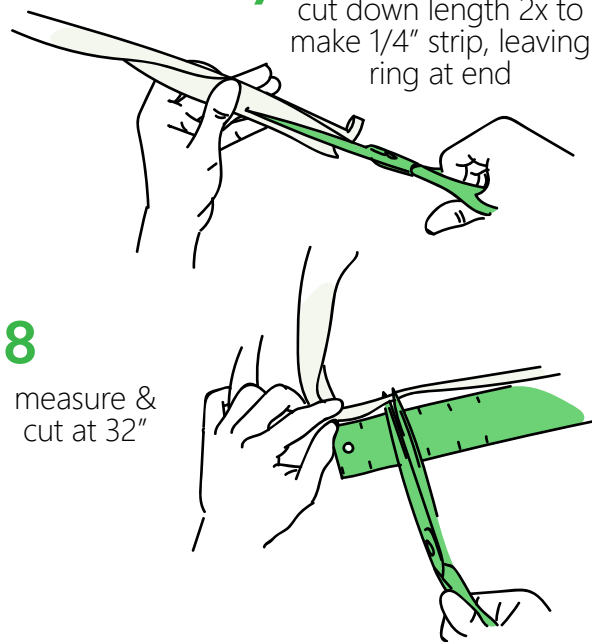
step-by-step: strap



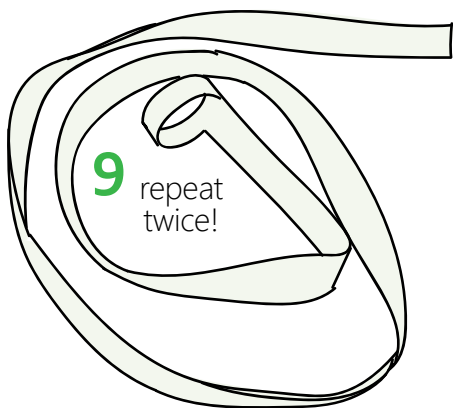
6 cut 3/4 thru flat
tube to create ring




8 measure &
cut at 32"



step-by-step: strap continued


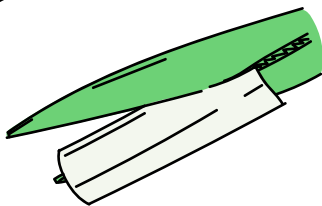


9 repeat twice!



10 cut a new 3" section of tube

11 cut lengthwise to make a 3"x2.5" flat piece



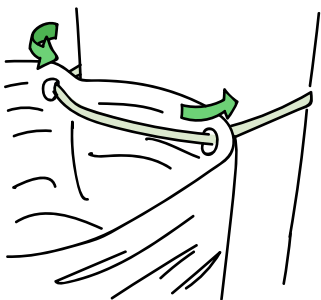
12 glue to back of planter for added friction

sidewalk roots

step-by-step: installation

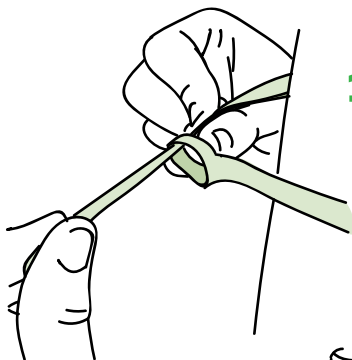
13

put rocks or other
filter in bottom



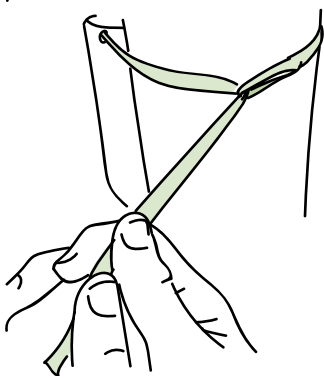
14

weave top
strap thru holes



15

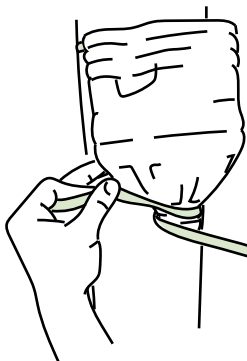
pull other end
thru loop



16

pull back, tie off,
& trim excess

*(optional: crimp with
pliers & strip of a
metal can)*



17

attach bottom strap,
wrapping around bottle neck
once & repeating process

18

plant some
plants!

sidewalk roots

new york city native plantlife

Agastache 'Black Adder'
Anise hyssop



Agastache foeniculum
Anise hyssop



Asclepias incarnata
Swamp milkweed



Echinacea purpurea
Eastern purple
coneflower



Epilobium angustifolium
Fireweed



Lobelia siphilitica
Blue cardinal flower



Symphotrichum oblongifolium
Aromatic aster



Tridens flavus
Purpletop tridens



Monarda fistulosa
Wild bergamot



credit: gowanus
canal conservancy

sidewalk roots

our partners & collaborators



EARTH DAY INITIATIVE



**Garden
Train**



BICYCLE
ROOTS 

Gowanus Canal



CONSERVANCY



sidewalk roots